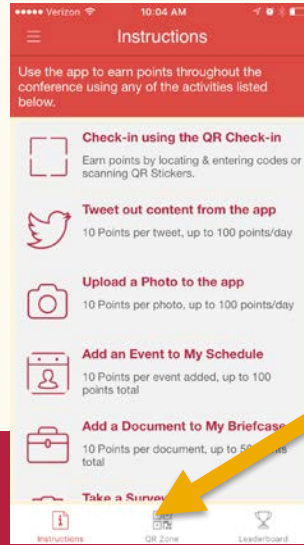
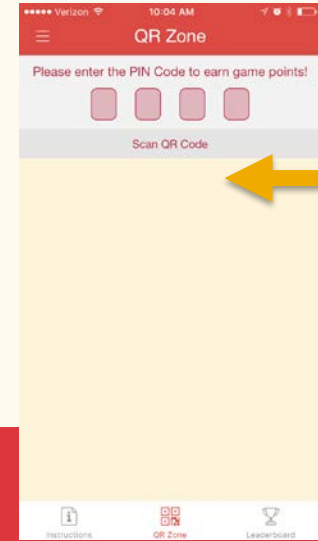


**GO TO THE GAME CENTER**



**CLICK "QR ZONE"**



**ENTER YOUR SESSION'S PIN**



**SESSION NAME: Charter School Policy Past, Present, and Future**

**SESSION PIN:**

**4417**

**LET YOUR PRESENTERS KNOW YOU'RE HERE, AND EARN POINTS!**

# CHARTER SCHOOL POLICY PAST PRESENT AND FUTURE



Since 2012, NACSA has been tracking policy changes specifically focused on authorizer quality and school accountability.




## Authorizer Quality

- Who Authorizes
- Authorizer Standards
- Authorizer Evaluations
- Authorizer Sanctions

## School Accountability


- Performance Management and Replication
- Reports on School Performance
- Renewal Standards
- Default Closure



Since 2012, 23 states have made improvements to their laws in those categories.

Those states serve more than 1.25M charter school students.





# Assessing the Increasing Strength of Charter School Laws

October 26, 2016

## Model Law and Rankings Reports

- *A New Model Law for Supporting the Growth of High-Quality Public Charter Schools (2009).*
- *Measuring Up to the Model: A Ranking of State Charter School Laws (2010 to 2016).*
- Each state law is analyzed, scored, and ranked against 20 components. Total points possible is 228.

## Major Findings

- **Between 2010 and 2016, 36 states made policy improvements to better align their laws with the National Alliance's model law.**



## Major Findings

- **Nine states overhauled their laws to more tightly align them with the National Alliance's model law:** Hawaii, Idaho, Indiana, Mississippi, Nevada, New Mexico, North Carolina, Oklahoma, and Rhode Island.

## Major Findings

- **While short of a full overhaul, eight states still made notable changes to better align their laws with the National Alliance’s model law: Colorado, Florida, Illinois, Louisiana, Ohio, South Carolina, Tennessee, and Wisconsin.**

## Major Findings

- **The four states that enacted brand-new legislation did so in ways relatively well aligned with the National Alliance’s model law: Alabama in 2015, Maine in 2011, Mississippi in 2013, and Washington in 2012 and 2016.**

## Major Findings

- States made the most progress in lifting caps, with 16 states doing so.

## Major Findings

- States also made significant progress in strengthening charter school and authorizer accountability, with 28 states enacting such policies.

## Major Findings

- **Comprehensive Charter School Monitoring and Data Collection Processes: 17 states.**
- **Performance-Based Charter School Contracts Required: 16 states.**

## Major Findings

- **Transparent Charter School Application, Review, and Decision-making Processes: 15 states.**
- **Educational Service Providers: 15 states.**

## Major Findings

- **Authorizer and Overall Program Accountability System Required: 14 states.**



## Major Findings

- Eleven states made significant improvements to their facilities policies for charter schools.

## Major Findings

- There have been significant improvements to charter school laws over the past several years.
- Yet, even the #1 state in our rankings report (Indiana) received only 78 percent of the total available points.

## Major Findings

- More work needs to be done to ensure that state charter school laws provide the flexibility, funding, and accountability for charter public schools to provide a high-quality education to their students.

## New Model Law and Rankings Report

- *A Model Law for Supporting the Growth of High-Quality Charter Public Schools: Second Edition, October 2016.*
- *Measuring Up to the Model: A Ranking of State Charter School Laws: Eighth Edition, January 2017.*